

YOUR ONCE IN A LIFETIME OPPORTUNITY BEGINS NOW.

WELCOME HOME!



MOVE IN GUIDE 2024



TABLE OF CONTENTS

- Welcome from Associate Dean
- Move In Day 101 - Early Arrival Groups
- Move In Day 101 - August 23
- Frequently Asked Questions
- Hints for packing
- Policies to know
- What to bring and not bring
- What comes in my room?
- TV info & Campus cable
- Move In Day Map
- Parent Welcome
- Important Dates



NIAGARA UNIVERSITY

ONCE IN A LIFETIME

Dear Incoming Student,

On behalf of the Office of Residence Life, it is our honor to welcome you to Niagara University! We are thrilled that you'll be living on campus with us. This truly is the kind of experience you get just once in a lifetime –in that perfect balance of independence and convenience, with all your friends close by for late night hang outs and study sessions, meals taken care of for you every day, no commute... we know you'll love it.

Our goal in Residence Life is to support your academic life in every way possible and create conditions for you to be a successful student. One of the most important ways we do that is by caring for you as a student. No matter what, as a resident student you will always find people who truly care for you and for your well-being. You will have two Community Advisors (CA) on your floor who are committed to helping connect you to all that Niagara has to offer. Get to know your CAs; they can be a great resource as they are some of the best leaders on campus. CAs are excellent sources of information to help you get the most from your Niagara experience, and will serve as a support to you no matter what you're dealing with along your journey.

Each residence hall is supervised by a Residence Director (RD), a professional staff member who lives in the residence halls and works with the residents and CA staff closely. Our professional residence life staff is always on call for emergencies if you should ever need our assistance. Late nights, weekends, holidays, it doesn't matter – we're here for you.

As part of our community, your safety is of utmost importance. Prior to arriving on campus, please review this packet in full, and our website, so that you may become more familiar with our community expectations.

You will find many events happening on campus that are fun and will support and complement your academic life. You may also consider getting involved with our Justice Houses, many different clubs, organizations, teams, student government or even become a CA in the future. If you aren't sure what you want to get involved with, talk with any CA and they can help you find the right opportunity.


Finally, as you undertake this new phase in your life, take time to enjoy the journey and all that Niagara has to offer. Often we are driven by the destination and forget to appreciate and reflect upon the path that will lead you to success here at Niagara University. Take the opportunity to forge new relationships and to make new friends who will bring something new and different into your educational experience and your life.

Again, welcome to Niagara University and to our residential community. Our office is located on the first floor of O'Shea Hall (Suite 108). Should you have any questions regarding living on campus, please call us at 716.286.8566.

Sincerely,

Kimberly Fenton, Ed.M.
Associate Dean for Residential Living & Dining

Brandon Ray, M.S.
Associate Director for Residence Life



MOVE IN DAY 101

AUGUST EARLY ARRIVAL GROUPS

You will receive your Move In times that day via email. Early Arrival is typically less busy and so it is less structured. Early Arrival is also a self-service move in process after check-in and receiving your key.

ROTC, Student Athletes and Campus Ministry students: meet your group leaders at the specified time and location to receive your key and ID!

Nursing and Admissions early arrivals: proceed to your hall if you will live in Seton or O'Shea (or 108 O'Shea Hall if living in a different building) at your assigned time (3:00 PM or 4:00 PM) on August 22 to receive your key and ID card.

For all:

You may unload your vehicle in the parking spots closest to the building. In O'Shea, this is the front area of the O'Shea lot. In Seton, this is the Kiernan Center lot. Please do not park on the street in front of Seton.

Once you have finished unloading **but BEFORE you start unpacking**, please move your vehicles to Long Term Parking - in O'Shea, it is the back of the lot. In Seton, it is the Dwyer lot or the spots along University Drive.

Note, early arrival groups have already been finalized for those certain programs. For those not already part of an early arrival group, we are planning for your arrival on Friday, August 23!



MOVE IN DAY 101

AUGUST 23 - IN A NUTSHELL


- 1** Included in this email, you have received your assigned move in time. We stagger the times to help alleviate congestion!
- 2** As you arrive on campus 15 minutes before your scheduled time, please follow the Move In signs around campus, which will direct you to the correct place to unload. If you are early or the unloading zones are still full, you'll be directed to a staging area to wait.
- 3** The student should come inside to the 1st floor lounge, sign in, and retrieve their room key and student ID card. Then the student can begin moving things into the room.
- 4** When it's your turn to unload, you'll be directed to move your vehicle to an unloading area. The Move In Crew will help you unload your vehicle and, as available, assist you and your family in moving your belongings to your room.
- 5** After unloading but before you unpack, we ask that you promptly return to your vehicle to move it from the unloading zone to a nearby long-term parking area. Then go unpack and settle in!

UPON ARRIVAL TO CAMPUS

We recommend that you arrive at your unloading area about 10-15 minutes prior (but no earlier) to your assigned move in time. When you arrive that morning, please follow signs to the designated staging areas based on your building and move in time. Here are the locations:

- O'Shea Hall - all times - O'Shea Lot
- Seton Hall - 9am - Kiernan Lot
- Seton Hall - 10am - Castellani Lot
- Seton Hall - 11am - Kiernan Lot
- Seton Hall - noon - Kiernan Lot

Please see the campus map for more information. Unloading areas will close by 1:30 PM so that students and staff can begin to get ready for New Student Orientation which begins at approximately 2:00 PM. If you will be arriving after 12:30 PM that day, please just call the Office of Residence Life at (716) 286-8566 to arrange to pick up your room key later in the day!



MOVE IN DAY 101

AUGUST 23 - THE BIG MOVE IN DAY

UNLOADING AND MOVING IN

- Move In Crew members will direct you to an unloading area near your residence hall when it's your turn to unload.
- At your hall, first check in at the 1st floor lounge and get your key and ID card. Residence Life staff will be on hand to greet you, along with our volunteers, who may assist you in moving your belongings from your vehicle to your room.
- Please **unload all your belongings from your vehicle before you begin unpacking** and setting up. Once your vehicle has been unloaded, **the driver should move the vehicle from the unloading zones to one of the designated long-term parking areas.** Vehicles may not stay parked in the unloading zones during Move In hours once the vehicle has been unloaded.
- Staff will direct you to the nearest long-term parking lot, which is also listed on the enclosed map.

MOVE IN CREW VOLUNTEERS


A limited number of student volunteers will be present to help you unload your vehicle and carry items to your respective room. In addition to helping in the overall speed and efficiency of the day, volunteers also just love NU and can't wait to welcome you!

Please know that:

- You can choose whether or not you'd like the assistance of volunteers.
- The University and our volunteers are not responsible for any broken or lost items - **ensure that you move in any high value, important and breakable items personally.**
- We recruit as many volunteers as we can to help you, but we do not offer full-service moving.

IMPORTANT LOGISTICS

- **Every single item you bring (even the cases of water!) should be labeled with your name and room number.**
- Please remember that Move In Crew members need to be swift in order to help other students arrive.
- Your Community Advisors (CA) will be on the floor to meet you and answer any remaining questions.
- To avoid hazards in the hallways that day, please do not leave trash in the hallways.
- **All university provided furniture must stay in the rooms.**



FAQ

FOR NEW STUDENTS

When do I get my room key and ID card?

You'll have a physical key to get into your residence hall room, and your student ID card will give you access to the building itself. You'll get both on Move In Day when you check in at your building! Your ID card will also get you access to your meal plan, Gally Gold, Kiernan Recreation Center, the library, printing, etc.

How do I meet people?

Keep your door open when you're in your room! Whether you're watching TV or doing some homework, keep your door open as much as you can! This encourages people to stop in and say hi, AND you should also say hi to your floormates when you see their door open too! Also be sure to attend programs & events – if you don't have anyone to go with, look around on your floor for someone with an open door and ask them!

Can we bunk our beds?

Yes absolutely! However, in the interest of safety, this isn't a DIY project. If you'd like bunk beds, it's important that our maintenance workers do it for you to ensure safety. Please ask your CA and the Facility Services crew will come by to bunk them within the first week!

What if I lose my key or ID?

Freeze your ID card immediately on myNU – possession of your ID gives a person access to your Gally Gold account, Campus Funds and building. Do your best to hold on to both as there is a replacement cost if you lose them! A room key is \$50 to replace during the year.

Will I be busy the whole first weekend?

Yes! Beginning on Friday, August 25, you'll begin New Student Orientation (NSO) which is different than SumO. During this time, you'll go more in depth about everything from classes to roommates to safety. NSO sets a strong foundation for your academic and personal success at NU, but there will also be a TON of fun events planned for you as well! We'll get you meeting lots of new people and learning your way around campus in no time!



HELPFUL HINTS ON PACKING

To ensure a smooth, safe, and secure move-in experience, please consider the following:

1. Hang clothes in plastic bags for easy transport!
2. Pack so that each container is a reasonable weight for a single individual to carry.
3. **REQUIRED:** Mark **ALL belongings** (boxes, bags, even cases of water, etc.) with your name, building, and room number. Wrap all breakables in protective wrap and mark them “fragile.”
4. Pack and tape all boxes securely.
5. If you have a roommate, check with them so that the big items (fridge, TV, etc.) are covered and to determine if you’ll share.
6. Wait to buy additional storage units and room accessories until you move in. Once you move in, you can better determine what you still need and what space is available. There’s a student shuttle every week during the semester to Target, Walmart, grocery stores, the Outlet Mall, etc. to grab anything you may have forgotten!
7. Bring the things that are important to you, but don’t bring everything you own! If you play the guitar every day, bring it! But if you only play tennis a few times a year, leave your racket at home for now.
8. If you have a moving cart/dolly that will fit in your vehicle, it will be helpful to bring it with you. If not, no worries – we have some here!
9. A good rule of thumb is that **everything should fit in one car load!** Remember, you can always bring more or ship it to campus later, and you won’t need everything on day 1! Start slow and see what you need after the first couple of weeks.



GOOD POLICIES TO KNOW...

Residents assume responsibility for the condition of their rooms and furnishings and for any damage or missing items that may occur during their occupancy.

University-issued furnishings may not be removed from student rooms. Likewise, common area furnishings may not be moved into student rooms.

Residents are responsible for taking their trash and recyclables to the dumpsters located outside the buildings. We expect students to leave residence hall rooms in the condition they were in upon move-in when they move out again in May.

Feel free to decorate, but remember that holes in the walls, wallpaper (including temporary) and painting are not permitted. LED light strips also cause too much adhesive damage. Painter’s tape, command strips and command hooks tend to work well to hang items. Please also familiarize yourself with the “What Not to Bring” list to ensure all of your decorations and furnishings are in compliance with NYS Fire Code.

Here are some suggestions on things to bring. But don't feel pressured to bring everything on this list!

WHAT TO BRING

PERSONAL ITEMS

- Luggage or plastic totes (easy for bringing home clothes on breaks!)
- Clothes hangers
- Winter jacket and boots
- Pad lock for your desk drawer
- Documents: Insurance cards, bank info, passport, etc.

GET SOME REST!

- Bedding - beds are standard twin, but XL works fine too!
- Pillow
- Mattress pad if preferred

TOILETRIES & LAUNDRY

- Shampoo, soap, deodorant, toothbrush, etc.
- Shower flip flops
- Towels
- Tissues
- Laundry basket/detergent
- First aid kit with any OTC meds you take
- Prescription meds with original labels
- Hand sanitizer
- Cleaning supplies (wipes, broom, etc.)

MISC.

- Fan
- Umbrella

ELECTRONICS

- Laptop / Chromebook
- Ethernet cable for streaming devices or gaming systems
- Two or three surge protector power strips with long cords (8-12 ft. cord is ideal). MUST be UL approved, have on/off switch and reset button.
- TV - around 32" is perfect
- Coaxial cable (and splitter if using 2 TVs in the room)
- Phone and laptop chargers
- Desk lamp

WHAT TO EAT

- Microwaveable foods & other snacks
- Mini-fridge (up to 4.5 cubic feet)
- Coffee maker (w/ auto-shut off)
- Microwaveable plates, bowls, silverware, cups

SCHOOL SUPPLIES

- Notebooks / folders / binders
- Pens / pencils / highlighters
- Mini white board (velcro command strips to mount it)
- Flash cards / Sticky notes
- Calculator



PRO TIPS FROM RETURNING STUDENTS

We asked our returning students what items they wouldn't have thought to bring at first, but can't live without now, and here's what they said:

- Laundry basket with wheels
- Long cords on everything - surge protectors, phone chargers, etc.
- Fans
- A step stool if you'll raise your bed up high
- Cosmetic mirror
- Shower caddy that hangs on a bathroom hook
- Swiffer/broom
- Flip flops for the shower
- A couple food storage containers
- Brita pitcher! (No more lugging heavy water bottles from the parking lot)
- A pair of shoes you don't mind getting dirty
- 98% said a printer isn't necessary
- 35% don't have a TV in their room and stream via laptop
- 91% love their mattress toppers
- 78% bring extra plastic storage drawers
- Coffee makers in the room was 50% / 50%!

Honestly the main issue was OVER packing. Most students say they brought stuff they never used. Err on the side of less! You can always bring more later!

WHAT NOT TO BRING


Your safety and the safety of everyone around you is of the utmost importance. Niagara University maintains compliance with all New York State (NYS) Fire Code regulations. Staff will conduct regular "plain view" safety inspections to ensure compliance and cleanliness of student rooms throughout the year. NYS will also conduct inspections of student rooms during the year. This list is not exhaustive, but will be a great help as you pack and plan!

NYS FIRE CODE VIOLATIONS

- Extension cords of any kind
- Power strips without an on/off switch, reset button and UL rating sticker
- Outlet extenders (see pic below)
- Christmas lights/string lights that are not battery operated
- **Curains** (darkening blinds are provided)
- Wall tapestries or any fabric/**flags** hanging on the walls
- Candles, incense, wax burners, etc.
- Octopus and halogen lamps
- Heated blankets
- Fireworks or explosives
- **Microwaves**/Toaster Ovens/rice cookers/ other cooking appliances
- Bed/mattress from home
- Extra furniture that does not have a tag explicitly stating it is fire rated (i.e. futons, chairs, etc.)
- Any item hanging from the ceiling or light fixture
- No surge protector can be plugged into a second surge protector (i.e. "daisy chain") - all surge protectors/power strips must plug directly into the wall

SAFETY & UNIVERSITY POLICY

- Weapons of any kind (including toys like Nerf Guns, etc. - NYS law, or replica weapons)
- Pets (except fish in <10 gal. tanks)
- **Air conditioners** (even portable ACs)
- Alcohol (under 21) or illegal drugs (still including marijuana for all, and paraphernalia)
- Homemade bed bunking or lofting equipment (the beds are already bunkable and can be raised!)
- Bed risers or blocks to put the bed on (included)
- Things that make holes in the wall: nails, screws, push pins, etc.
- Wireless routers
- **LED strip lights** - the adhesive causes damage and is costly to remove
- **Wallpaper, wall decals, etc. (even temporary)**



WHAT COMES IN MY ROOM?

*Note items may vary in Lynch Hall, Varsity Village.
Furniture aesthetic is different in Clet Hall and Apartments.*



Desk drawer that doubles as nightstand. Top drawer locks with your own padlock!



Armoire. 3 drawers and two bars to hang clothes.



Desk, shelves, tackboard, matching chair.



Adjustable height standard TWIN bed with memory foam mattress. Each side is different firmness.



Extra drawers

NEED MEASUREMENTS?

Under bed space (highest notch): 31"

Desk: 41.5" (w) x 65" (h)

Tackboard on desk: 35" (w) x 13.25" (h)

Nightstand: 15.5" (w) x 24" (h) x 19.5" (d)

Armoire: 41.5" (w) x 75" (h) x 23.5" (d)

Each Clothing Bar in Armoire: 19" (w)

Room dimensions: 11' x 17' (Seton/O'Shea double only)

Ceiling height: 8' (Seton/O'Shea only)


TV AND CABLE INFO

While many students will bring TVs, lots of students don't and they just use the TVs in the lounge or stream on their laptops. If you don't bring a TV, it's totally fine!

If you do bring a TV, Niagara University has partnered with Time Warner Cable to provide students with more new channels and TV content in High Definition (HD). While this change brings a much more robust and enjoyable experience, there are some things that you (the student) will need to plan for to fully enjoy the new fiber based TV service. Cable service is included in your room and board.

To view the new TV lineup, residents will need a QAM capable television that can accept the HD signaling. Most HD "flat screen" (LED, Plasma, LCD, etc.) made in the last 8 years have had some level of QAM tuner installed in the TV. If you are unsure, please refer to the owner's manual for the TV and it should advise if there is a QAM tuner installed.

When you move into your residence hall room and set up your TV, you will need to run an auto-scan in your TV's options menu for the TV to recognize the new channel lineup. This should only take a few minutes, and you will be able to enjoy the full HD experience as soon as that is complete. Depending on the generation of HD TV you have, you will end up with 1 of 2 channel lineup numbering schemes. Both lineups will have all the same content, but with slight differences in the channel number the content is displayed on (i.e. a channel on one lineup is channel 6, on the other it will be 65.1). Time Warner Cable will provide both lists so as soon as you complete your auto-scan, you will be able to identify which lineup you have and use the correct lineup sheet for reference. (<http://www.niagara.edu/amenities-and-services/>)



Here are the channels offered via cable in the halls:

ABC HD	CNN HD	MSNBC HD	MSG HD
CBS HD/	Comedy Central HD	MTV HD	MSG+ HD
CW HD	Discovery HD	National Geographic HD	TWC Sports HD
FOX HD	Disney Channel HD	Nickelodeon	History Channel HD
NBC HD	E! HD	Science HD	Lifetime
PBS HD	ESPN HD	Fox Sports HD	HGTV HD
Univision/Telefutura HD	ESPN2 HD	SyFy HD	Bravo HD
Telemundo HD	ESPN Classic SD	TBS HD	Cartoon Network HD
C-SPAN HD	ESPNEWS HD	TLC HD	CNBC HD
A&E HD	ESPN U HD	TNT HD	Headline News HD
ABC Family HD	Food Network HD	Travel HD	Bloomberg HD
AMC HD	Fox News HD	USA HD	BET HD
Animal Planet HD	YES HD	NBC Sports HD	Golf Channel HD
BBC America HD	FX HD	Weather Channel HD	YNN HD

MOVE IN DAY 2024 LOCATIONS & PARKING

O'Shea Long-Term Parking

O'Shea Unloading Zone

10:30am Key Pick Up

Clet, Lynch, OD - Unload on Curb, move to any Long Term Parking once finished

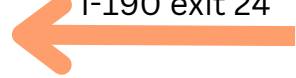
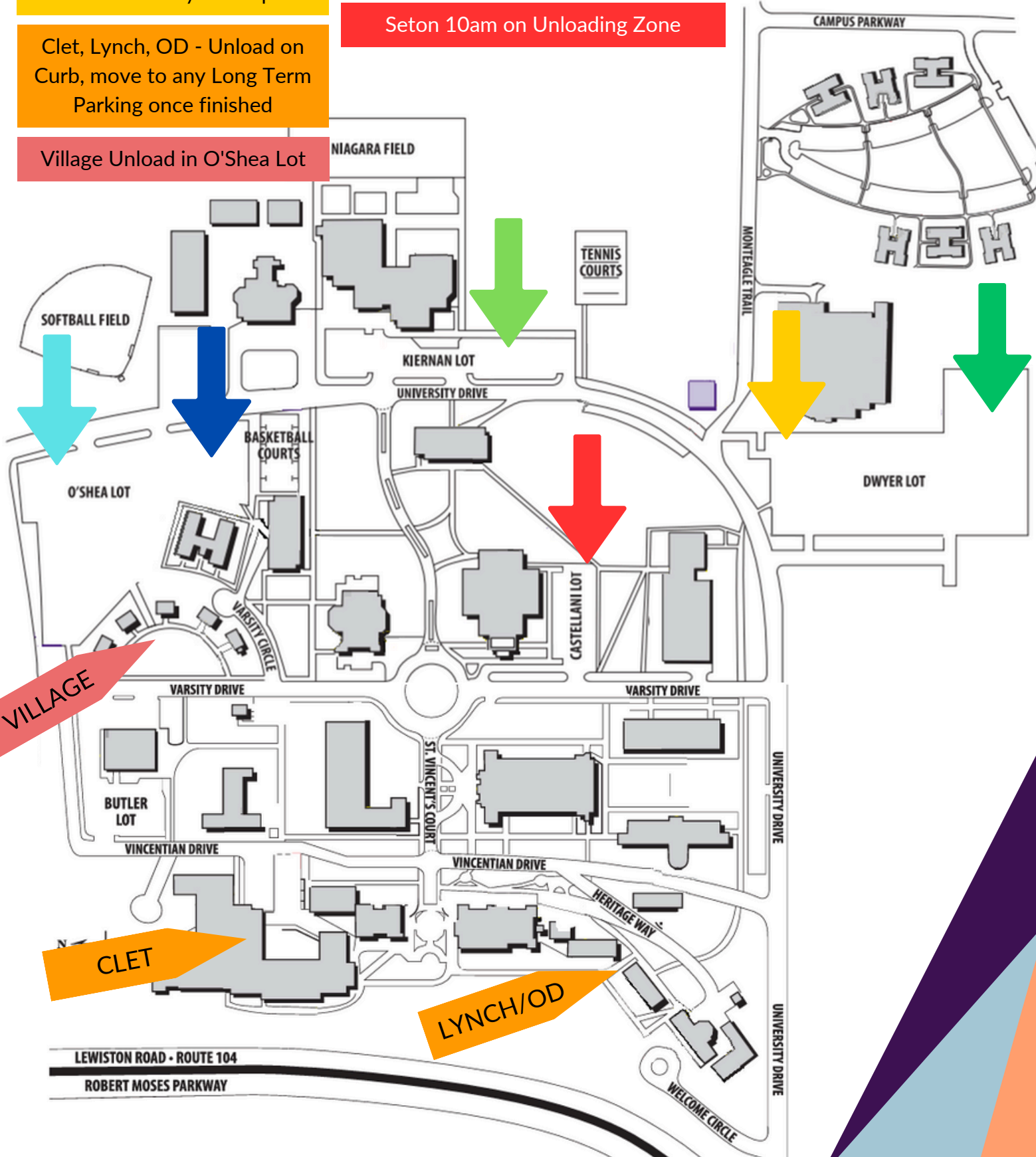
Village Unload in O'Shea Lot

Seton Long-Term Parking

Seton 9am, 11am, noon Unloading Zone

Seton 10am on Unloading Zone

from Witmer Rd./
I-190 exit 24

LETTER TO FAMILIES

Dear parents, guardians, and loved ones of our students,

The Office of Residence Life welcomes your student to Niagara University! We hope that as a member of the "Purple Eagle Family," their residence hall becomes a second home, where they will make memories, make lasting friendships, thrive academically, and develop into the best version of themselves.

We have high hopes that living in our residence halls will be a positive experience for your student! We are committed to creating and maintaining safe, inclusive communities that welcome and accept people of all identities. The diverse characteristics and backgrounds of our residents and staff are central to the mission and values of Residence Life.

When we met with you during Summer Orientation, we discussed the mission of Residence Life, which holds student care at its heart. This is a time where your student will undergo much transition. Along the way, there will be struggles and it won't always be easy, but we aim to support and care for our students to allow them to be personally and academically successful. It is our hope that over the course of the coming year (and four years!), you will begin to notice positive changes and development within your student.

During this transition, students will be facing new experiences and challenges, and making complex choices. There will be bumps in the road, some of them big bumps – this is normal for all students. In the past, you may have been the one to find solutions to these bumps. In the next four years, we hope to begin encouraging a sense of autonomy in your students – they are ready! Some involvement on our part that now they are college students is certainly healthy and important for them to feel supported and connected. We hope that you will partner with us in helping your student gain the decision-making independence that should develop at this stage of their life.

Ultimately, we make it our mission to generate an environment that supports the academic mission of the university. We view living in a residence hall here as a privilege, not a right. Living on campus places your student at the center of the college community, ready for both academic and co-curricular activities. Studies indicate that students who reside on campus, on average, earn higher grades, are more likely to continue in college, and are more likely to graduate within four years.

We are excited to begin the academic year, and we hope that you and your student are excited to come to campus. If we can be of any assistance to you, please do not hesitate to visit or contact our office at (716)-286-8566.

Kimberly Fenton, Ed.M.
Associate Dean, Residential Living & Dining

Brandon Ray, M.S.
Associate Director, Residence Life



IMPORTANT DATES

FALL SEMESTER 2024

Fri. Aug. 23:	Move In Day (New Students)
Aug. 23-25:	New Student Orientation (NSO)
Mon. Aug. 26:	Classes Begin
Oct. 14-15:	Fall Break (Halls/Dining Remain Open)
Wed. Nov. 27:	Thanksgiving Break - Halls Close at 10am, Dining Closes
Sun. Dec. 1:	Halls Reopen at noon
Wed. Dec. 4:	Last Day of Classes
Fri. Dec. 6	Final Exams Begin
Thu. Dec. 12	Final Exams End
Fri. Dec. 13	Winter Break - Halls Close at 10am



SPRING SEMESTER 2025

Mon. Jan. 20	Halls Reopen (MLK Day)
Tue. Jan. 21	Classes Begin
Sat. Mar. 8	Spring Break - Halls close at 10am, Dining Closes
Sun. Mar. 16	Halls Reopen at noon
Thu. Apr. 17	Easter Break - Halls close at 10am, Dining Closes
Mon. Apr. 21	Halls Reopen at noon
Mon. May 5	Last Day of Classes
Wed. May 7	Final Exams Begin
Tue. May 13	Final Exams End
Wed. May 14	Halls Close for the Year at 10am (non-seniors)
Sat. May 17	Commencement
Sun. May 18	Halls close for the Year for All at 10am (seniors)



IMPORTANT OFFICES

Academic Success Center	716.286.8073	1st floor Seton Hall
Accessibility Services	716.286.8073	1st floor Seton Hall
Campus Activities	716.286.8510	Lower Level Gallagher Center
Campus Ministry	716.286.8400	Lower Level Gallagher Center
Campus Safety	716.286.8111	Across from Dwyer Arena
Counseling Services	716.286.8536	Lower Level Seton Hall
Dean of Students	716.286.8405	Gallagher 111
Dining Services	716.286.8099	Clet Dining Commons
Financial Aid	716.286.8300	Butler Building
Health Services	716.286.8390	Butler Building
Recreation & Intramurals	716.286.8055	Kiernan Center
Residence Life	716.286.8566	1st floor O'Shea Hall
Student Accounts	716.286.8300	Butler Building
Office of Equity & Inclusion	716.286.8324	Lower Level O'Shea Hall

